

# GREEN AUDIT REPORT

## 2023 - 24

COMPARATIVE ANALYSIS WITH 2019-2021

### Rangapara College



**Dr. Githartha Kaushik**  
&  
**Ms. Joon Moni Haloi**  
Coordinator, Green Audit Committee

  
(Dr. Ranjan Kalita)  
Principal  
Rangapara College

*Githartha Kaushik*  
(Coordinator)

**The Audit Team, 2019-20**


Sl. No.	Name	Designation
1.	Dr. Ranjan Kalita	Principal, Rangapara College
2.	Dr. Ranendra Mohan Deka	Chairperson
3.	Sri Atul Sarmah	Coordinator, IQAC
4.	Ms. Joon Moni Haloi	Assistant Professor, Env. Science
5.	Dr. Gaurango Chakraborty	Assistant Professor, Chemistry
6.	Dr. Rakesh Moulick	Assistant Professor, Physics
7.	Dr. Gitartha Kaushik	Assistant Professor, Zoology
8.	Sri Subham Roy	Assistant Professor, Botany
9.	Mrs. Hangma Boro	Assistant Professor, Botany
10.	Dr. Meghnad Nath	Regional Director, Pollution Board, Tezpur

  
(Dr. Ranjan Kalita)  
Principal  
Rangapara College

  
Kaushik

**The Audit Team, 2020-21**

Sl. No.	Name	Designation
1.	Dr. Ranjan Kalita	Principal, Rangapara College
2.	Dr. Ranendra Mohan Deka	Chairperson
3.	Sri Prasanta Boro	Vice Chairperson
4.	Sri Atul Sarmah	Coordinator, IQAC
5.	Ms. Joon Moni Haloi	Coordinator, Healthy Practices & Green club
6.	Dr. Gitartha Kaushik	
7.	Dr. Aswini Kumar Deka	Assistant Professor, Assamese
8.	Sri Subham Roy	Assistant Professor, Botany
9.	Mrs. Hangma Boro	Assistant Professor, Botany
10.	Dr. Gayatri Gogoi	Assistant Professor, Chemistry
11.	Dr. Beauti Das	Assistant Professor, Hindi

  
(Dr. Ranjan Kalita)  
Principal  
Rangapara College

  
Kaushik

**The Audit Team, 2021-22**

Sl. No.	Name	Designation
1.	Dr. Ranjan Kalita	Principal, Rangapara College
2.	Dr. Ranendra Mohan Deka	Chairperson
3.	Sri Prasanta Boro	Vice Chairperson
4.	Sri Atul Sarmah	Coordinator, IQAC
5.	Ms. Joon Moni Haloi	Coordinator, Healthy Practices & Green club
6.	Dr. Gitartha Kaushik	
7.	Dr. Aswini Kumar Deka	Assistant Professor, Assamese
8.	Sri Subham Roy	Assistant Professor, Botany
9.	Mrs. Hangma Boro	Assistant Professor, Botany
10.	Dr. Gayatri Gogoi	Assistant Professor, Chemistry
11.	Dr. Beauti Das	Assistant Professor, Hindi

  
(Dr. Ranjan Kalita)  
Principal  
Rangapara College

  
Kaushik

**The Audit Team, 2022-23**

Sl. No.	Name	Designation
1.	Dr. Ranjan Kalita	Principal, Rangapara College
2.	Dr. Ranendra Mohan Deka	Chairperson
3.	Sri Prasanta Boro	Vice Chairperson
4.	Sri Atul Sarmah	Coordinator, IQAC
5.	Ms. Joon Moni Haloi	Coordinator, Healthy Practices & Green club
6.	Dr. Gitartha Kaushik	
7.	Dr. Aswini Kumar Deka	Assistant Professor, Assamese
8.	Sri Subham Roy	Assistant Professor, Botany
9.	Mrs. Hangma Boro	Assistant Professor, Botany
10.	Dr. Gayatri Gogoi	Assistant Professor, Chemistry
11.	Dr. Beauti Das	Assistant Professor, Hindi

  
(Dr. Ranjan Kalita)  
Principal  
Rangapara College

  
Gausshik

**The Audit Team, 2023-24**

Sl. No.	Name	Designation
1.	Dr. Ranjan Kalita	Principal, Rangapara College
2.	Sri Atul Sarmah	Chairperson
3.	Sri Prasanta Boro	Vice Chairperson
4.	Dr. Pradip Barman	Coordinator, IQAC
5.	Ms. Joon Moni Haloi	Coordinator, Healthy Practices & Green club
6.	Dr. Gitartha Kaushik	
7.	Dr. Aswini Kumar Deka	Assistant Professor, Assamese
8.	Sri Subham Roy	Assistant Professor, Botany
9.	Mrs. Hangma Boro	Assistant Professor, Botany
10.	Dr. Gayatri Gogoi	Assistant Professor, Chemistry
11.	Dr. Beauti Das	Assistant Professor, Hindi

  
(Dr. Ranjan Kalita)  
Principal  
Rangapara College



## Preface

Green auditing is the assessment of the environmental performances in a particular area in a particular time. It helps in confirming whether the tasks are performing in accordance with relevant rules and regulation, or to get a direction on improvement of the environment. Now a day's educational institutions are becoming more sensitive to environmental factors and more concepts are being introduced to make the campus eco-friendly. To preserve the environment within the campus, various viewpoints are applied to solve the environmental problems (waste recycling, energy saving, water reduction etc.). Environmental auditing is a process whereby an organization's environmental performance is tested against its environmental policies and objectives. It is an official examination of the effects that a college has on the environment. Here, we have conducted the green audit to evaluate the actual scenario in the campus of Rangapara College.


  
(Dr. Ranjan Kalita)  
Principal  
Rangapara College

### Acknowledgement

The green audit conducted by Rangapara College is an internal audit that aims towards looking after a healthy environment and its well-being. Through nascent, the initiative is taken up to foster the concept of environmental sustainability. In performing the green audit, we would like to express our gratitude to the principal and all the members of the audit team for their sincere work, suggestion and recommendations. We would also like to express our sincere thanks to all the faculty members, office staffs and B. Com 3<sup>rd</sup> semester students who have conducted the survey, perform the plant census and identify the floral and faunal species. We would also like to thank co-Ordinator and all the members of the IQAC cell for their help during preparation of the report.

With regards  
Green audit team

  
(Dr. Ranjan Kalita)  
Principal  
Rangapara College

11  




## CONTENTS

Titles/ topics	No.	Page
Audit Team		I
Preface		II
Acknowledgement		III
<b>Chapter -1: Introduction</b>		
1.0	Introduction	1
1.1	Objectives	1
1.2	About the college	2
1.3	Vision and Mission	4
1.4	Need of green audit	5
1.5	Landform characteristics of the campus	5
1.6	Climatic characteristics	5
<b>Chapter – 2: Methodology</b>		
2.0	Methodology	8
2.1	Survey by questionnaire	8
2.2	Site inspection and monitoring	8
2.3	Site monitoring	9
2.4	Analysis and reporting	9
<b>Chapter – 3: Green Audit Analysis</b>		
3.1	Analysis of land pattern of the college campus	10
3.1.1	The concept of land use	10
3.1.2	Methodology adapted	10
3.1.3	Data analysis	10
3.1.4	Findings	12
3.2	Floral diversity in the campus	13
3.3	Faunal diversity	16
3.4	Electric power consumption	19
3.4.1	Observation	19
3.5	Air quality	21
3.5.1	Observation	22
3.6	Water quality analysis	22

3.6.1	Observation	24
3.7	Noise level study in the campus	24
3.7.1	Materials and methods	24
3.7.2	Data collection	24
3.7.3	Observation	25
3.8	Solid waste and sewage management	25
3.8.1	Observation	26
3.9	E waste	26
3.9.1	Observation	27

Chapter – 4: Photo evidences of some green practices 28-30

Chapter – 5: Conclusion and Recommendation

5.1	Conclusion	31
5.2	Recommendation	33

Chapter – 6: Environment Management Plan

6.1	E- Waste	33
6.2	Solid Waste	33
6.2.1	Plastic	34
6.2.2	Bio-degradable Waste	34
6.2.3	Paper	34
6.3	Water Utilization	35
6.4	Electricity	35
6.5	Recommendation fulfilled	36
6.6	Annexures	

*Handwritten signature*

## CHAPTER: 1

### 1.1 INTRODUCTION

The term Environmental accounting was used for the first time in the year 1980 by Professor Peter Wood. Environmental accounting or green accounting is a new branch of accounting that aims at accounting for the environment and its well-being. Environmental accounting refers to modification of the System of National Accounts to incorporate the use or depilation of natural resources. It is a vital tool to assist the management of environmental and operational costs of the natural resources.

Green Audit can be defined as the systematic identification, quantification, recording, reporting, and analysis of components of environmental diversity. It aims to analyse environmental practices within and outside of the college campus, which will have an impact on the eco-friendly ambience.

Rapid studies of scientific and technological advancement, urbanization, industrial growth, agricultural techniques, degradation of forest areas at local, regional or global level has led to several environmental and ecological crises. At their conditions it becomes essential to adopt the system of the Green Campus for the institutes which will lead to sustainable development and at the same time to reduce a sizable amount of atmospheric CO<sub>2</sub> (Carbon-dioxide) from the environment. Green audit is assigned to the **Criteria 7** of NAAC, New Delhi (National Assessment and Accreditation Council) and it is mandatory to all the Higher Educational Institutions to submit an annual Green Audit Report. Moreover, it is a part of Corporate Social Responsibility of the Higher Educational Institutions to ensure that they contribute towards the reduction of global warming through Carbon footprint reduction measures.

### 1.1 OBJECTIVES

The main objective of the green audit is to promote the Environmental Management and Conservation in the college campus. The purpose of the audit is to identify, quantify, describe, and prioritize framework of Environmental Sustainability in compliance with the applicable regulation, policies and standards.

The main objectives of Green Audit are:

- To introduce and aware students to real concerns of environment and its sustainability.
- To understand the current practices of sustainability with regard to the use of water, energy, waste generation, purchase of goods, transportation etc.
- To secure the environment and to cut down the threats to human health by analysing the pattern and extent the use of resources in the campus.
- To establish a baseline data to assess future sustainability by avoiding the interruptions in environment that are more difficult to handle and their corrections requiring high cost.

## 1.2 ABOUT THE COLLEGE

Established in the year 1979, Rangapara College was affiliated to Gauhati University in the year 1980. The college was brought under government deficit grant-in-aid system from 01/01/1987. The college was included under Section 2 (f) & 12 (B) of UGC Act, 1955 from 20/03/1996. In the year 2004, the college was accredited 'B+' grade by National Assessment and Accreditation Council (NAAC). In 2011, NAAC accredited the College with B grade in its second cycle of assessment and accreditation. Beginning its humble origin from Rangapara Town Hall on 16th August, 1979, it was shifted to the present sprawling campus of 40.33 acres (122 Bighas) amidst lush green tea gardens in 1983. Since its inception, the expansion of the college has been phenomenal. The faculty strength has increased manifold, there by producing more and more graduates in Arts and Commerce over the past few years. In 2020, Government of Assam has introduced the Science stream in the College upgrading the college to a full-fledged Institute of Higher Education with nine departments in Arts, one department of Commerce and five departments in science stream including the diploma and certificate courses in Computer Science.

The Central College Library owns about 35,000 books with a significant number of periodicals, journals, e-books and e-journals. Besides, all the departments have their own Departmental Libraries with good number of books and journals. In terms of infrastructure, it is one of the remarkable institutions in the region equipped with Digital Class Room, Seminar Hall, Meeting Hall and Modern Library with digital facilities. Besides, the college is blessed with a Computer Centre, well-furnished separate Hostels for Boys & Girls, Canteen,

Gymnasium Hall, Volleyball Court, Basketball Court, Indoor Sports Complex and Training Centre and a well-maintained Playground for Football, Cricket and Athletics.

Other than the academic activities Rangapara College encourages its students in the field of games and sports and cultural activities and competitions. The college has already organized the Inter College Football Tournament of Gauhati University and Inter College weight lifting and Power Lifting Competition of Gauhati University. A Few students have shown their proficiency in the field of sports by participating and winning awards in State, National and International Sports events. In the Cultural fields also, the students of the college have earned accolade by winning medals in Gauhati University Youth festivals.

The Green Zone and Wetland of the college covers one third of the college campus comprising an area of five acres of valuable grown-up trees. As the college is situated near the Nameri National Park, roaming of Wild Elephant is a common feature of the locality. Apart from organizing awareness programs on man-animal conflict among the local Communities, the college has created an Elephant Corridor for safe passage of wild elephants.

Student Diversity is one of the most encouraging aspects of the college. More than 50% of the students are from backward classes (OBC). 30% of the students are Scheduled Tribes (ST), 7% are Scheduled Cast (SC) and 13% belongs to the General category. 80% of the students belong to the economically backward classes. As the college is situated in a rural and backward area, the numbers of students from other states of the country are comparatively less. Yet a handful of students in the college are from the states like Bihar and Arunachal Pradesh. The female student percentage of the college is 42%.

The vision statements of the college read as- **“Rangapara College stands firm to reach excellence by generating fruitful social, economic, cultural and human resources through promotion of quality education and thus to moulds the society for a better world”**. Keeping in mind the vision statement, the college is striving to provide higher education to the students of the entire region which is socio-economically backward. The college is trying to explore the cultural multiplicity of the remote area dominated by the Tea-Tribes, Bodos and other backward classes of people by creating an environment of participation and co-operation. The college has extended great contribution to the social harmony among the ST, SC, OBC communities, especially the Tea tribes and Bodo communities.

Apart from teaching and learning, the teachers are engaged in different activities like Seminars, Workshops and other Research activities. The college has organised a number of UGC and ICSSR funded Regional and National level Seminars and Workshops. More than ten UGC funded MRP has been conducted by the teachers of the College in the last ten years. Students are also engaged in preparing Research Projects under the guidance of the teachers. The College has published a few books with ISBN number. Faculties have also published their book chapters and research papers in National and International level publications. The principal of the college is a Research guide of Gauhati University. One of the faculty members is the General Secretary of a national level Sahitya Sabha (a literary forum for writers) and a member of the state level committee for implementation of the NEP, 2020.

The college teaches its students the values of Indian philosophy, good citizenship which encourage them to become a responsible Indian citizen, thus making the college a unique place of higher education. The anti-tobacco movement launched by the college NSS Unit gave the institution a distinct mark. The effort put by our students was rewarded with "Gold Medal" by the Assam Cancer Care Foundation. The college is free from the evils of tobacco; plastic and the students maintain a healthy lifestyle. The main challenge before the college family is to make the students employed through which the economic condition of the area may be developed. Besides the Government and Private jobs, a large number of passed out students are engaged in different economic activities especially in the field of self-employment. With the above-mentioned activities, the college is trying to fulfil its vision of molding the students to develop quality human resources so that it can contribute to the overall development of the state as well as the nation and thus leading the society from the front for a better world.

## VISION AND MISSION

### • VISION

Rangapara College stands firm to reach excellence by generating fruitful social, economical, cultural and human resources through promotion of quality education and thus to mould the society for a better world.

### • MISSION

- ❖ To transform lives and serve the society by promoting participation of rural students in higher education.
- ❖ To create environment for holistic development and growth of our students and teachers.

- ❖ To promote academic excellence.
- ❖ To develop intellectual, expressive, and social skills.
- ❖ To strive for excellence in Teaching, Learning and Research sector.
- ❖ Enhance the commitment of faculties, staffs and students to the centrality of diversity, social justice and democratic citizenship.

### **1.3 NEED OF GREEN AUDIT**

Green Auditing is the process of identifying and determining whether institution practices are eco-friendly and sustainable or not. Traditionally human beings are good and efficient users of natural resources. But over the period of time, excess use of resources like energy, water, chemicals have become habitual for everyone especially in common areas. Now, it is necessary to check whether our processes are consuming more than required resources, whether we are handling waste carefully or not. Green audit regulates all such practices and gives an efficient way of natural resources utilization. Green audit provides an approach for it and increases overall consciousness among the people working in institution towards environment.

### **1.4 LAND FORM CHARACTERISTICS OF THE CAMPUS**

Rangapara College (26°48'N - 92°72' E) is located in the Rangapara area of Sonitpur district, Assam, India. The college is surrounded by greenery constituted by Phulbari and Adabari tea estates. The average elevation of the area is 206 m. The natural terrain of the surface topography allows to drain out the excess water masses easily from the campus and keep the campus clean and dry even after continuous and heavy downpour during the monsoon season. Red soil is mostly predominant in the area.

### **1.5 CLIMATIC CHARACTERISTICS**

The campus area is a part of tropical monsoon climatic region, and hence enjoys hot and wet summer and cool and dry winter. The quotidian range of temperature recording during the summer month ranges from 21<sup>0</sup> C to 32<sup>0</sup>C and 13<sup>0</sup> C to 25<sup>0</sup> C in winter months. The average amount of annual rainfall receives in the area is estimated at 198.5 cm. The region receives highest rainfall during the month of May, June and July.

**Table 1: Temperature and rainfall data of Rangapara, 2019-20**

Months	Jan	Feb	Mar	Apr	May	June	July	Aug	Sep	Oct	Nov	Dec
Avg. Temp. (°C)	17	19	22	25	26	28	28	28	28	25	21	18
Min. Temp. (°C)	11	14	17	20	23	25	25	25	25	22	17	13
Max. Temp. (°C)	24	26	29	30	31	32	32	32	32	31	28	25
Precipitation	25.03	61.6	65.8	179.1	422.3	613.7	1297.3	556.4	542.5	79.4	26	9

**Table 2: Temperature and rainfall data of Rangapara, 2020-21**

Months	Jan	Feb	Mar	Apr	May	June	July	Aug	Sep	Oct	Nov	Dec
Avg. Temp. (°C)	19	22	27	30	29	29	28	30	28	28	23	21
Min. Temp. (°C)	14	16	19	22	23	24	25	26	25	23	17	16
Max. Temp. (°C)	23	26	31	34	33	32	31	33	31	31	27	24
Precipitation	60.1	82.3	37.4	139.4	479	1125	1337.4	836.8	583.6	164.9	34.1	0.83

**Table 3: Temperature and rainfall data of Rangapara, 2021-22**

Months	Jan	Feb	Mar	Apr	May	June	July	Aug	Sep	Oct	Nov	Dec
Avg. Temp. (°C)	21	25	30	28	28	28	28	27	29	28	23	22
Min. Temp. (°C)	14	18	21	24	23	25	25	24	24	22	16	16
Max. Temp. (°C)	24	29	30	31	31	30	29	29	32	31	28	26
Precipitation	15.6	1.7	3.8	60.1	398.1	699.6	619.2	538.6	76.3	42.8	1.5	14

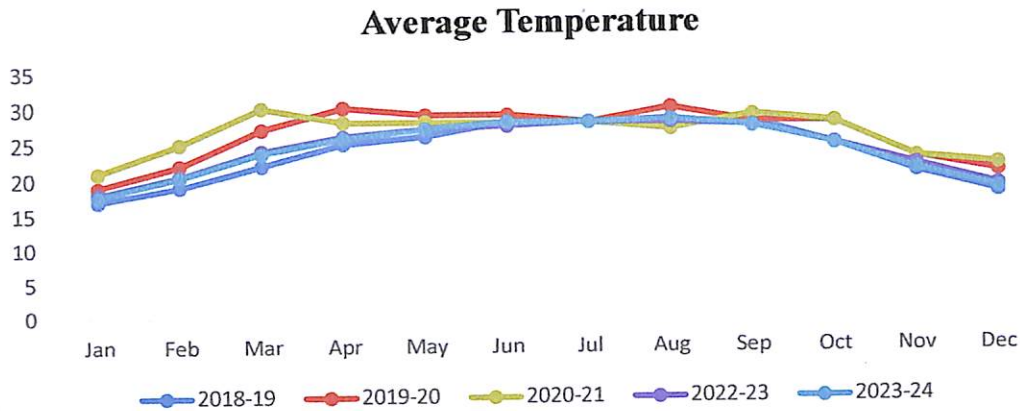


**Table 3: Temperature and rainfall data of Rangapara, 2022-23**

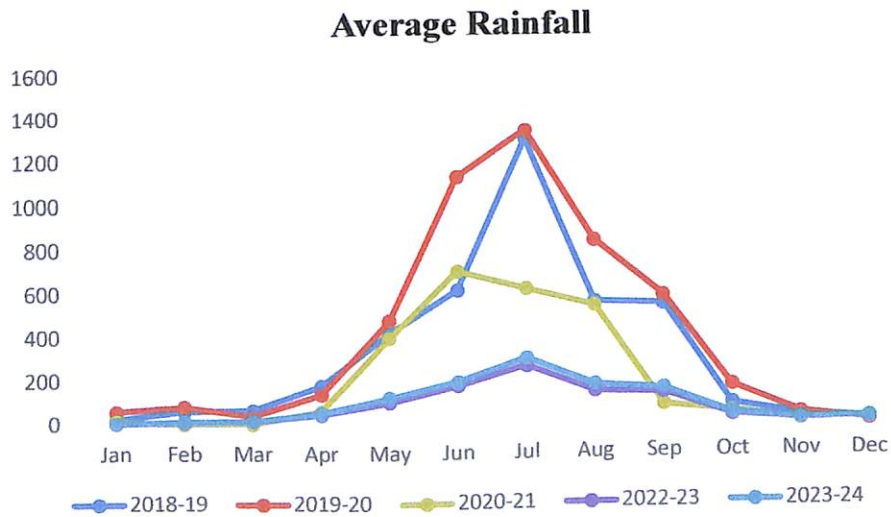
Months	Jan	Feb	Mar	Apr	May	June	July	Aug	Sep	Oct	Nov	Dec
<b>Avg. Temp. (°C)</b>	18	20.5	24	26	27	27.5	28	28	27.5	25	22	19
<b>Min. Temp. (°C)</b>	13	15	18	21	23	24	25	25	24	21	17	14
<b>Max. Temp. (°C)</b>	23	26	30	31	31	31	31	31	31	29	27	24
<b>Precipitation</b>	4.1	12.21	15.58	46.58	101.88	173.02	263.58	142.12	132.61	26.17	7.87	8.37

**Table 4: Temperature and rainfall data of Rangapara, 2023-24**

Months	Jan	Feb	Mar	Apr	May	June	July	Aug	Sep	Oct	Nov	Dec
<b>Avg. Temp. (°C)</b>	17.7	20.35	23.7	25.8	27.05	28	28	28.4	27.4	24.95	21.35	18.6
<b>Min. Temp. (°C)</b>	11.9	13.9	17	19.8	21.6	24	24.3	24.6	23.3	19.6	15.8	13.2
<b>Max. Temp. (°C)</b>	23.5	26.8	30.4	31.8	32.5	32	31.7	32.2	31.5	30.3	26.9	24
<b>Precipitation</b>	6.2	13.14	16.11	51.23	121.66	191.43	297.22	172.65	153.54	32.44	9.12	8.46



**Figure 1: Variation in temperature of Rangapara in 2019-2023**



**Figure 2: Variation in rainfall of Rangapara in 2019-2023**

## CHAPTER-2: METHODOLOGY

Methodology is the systematic, theoretical analysis of the methods adapted to a field study. It comprises the theoretical analysis of the methods and principles associated with a branch of knowledge. Methodology is a general research strategy that outlines the way in which research is to be undertaken. Present study is based on the data collected during the site visit, individual observation and interview (questionnaires), tabulation of data and the analysis, with interpretation and recommendation.

The following methodologies were adopted for the current investigation:

### 2.1 SURVEY BY QUESTIONNAIRE

Data for green audit was collected by survey method by preparing questionnaires. Questionnaires for green audit are based on the guidelines, rules, acts and formats prepared by Ministry of Environment and Forest (MoEF), New Delhi, Central Pollution Control Board (CPCB), Government of India (GOI). Set of questionnaires were prepared for solid waste, energy, fuel, water, e-waste etc. were used for the survey. With the help of questionnaires, data related to Green Audit were collected from the teachers, college staffs, canteen staffs, hostel wardens, hostel borders and the students. Besides general information, questions like power consumption, water requirement, water quality, waste quality and management are included in the questionnaire. There are possibilities of loss of resources like water, energy due to improper use and maintenance. Assessment of this type of information is also necessary in Green Audit. Some statistics like, basic energy consumption characteristics for electrical equipment, wattages of different common equipments in college were asked to stakeholders during data collection process through questionnaires.

### 2.2 SITE INSPECTION AND MONITORING

The college campus has 10.7-hectare (106,744 sq.mt) areas of land and the total built up comprising of various sections like the administrative buildings, class rooms, gardens, student facilitating centers, boys' and girls' hostels, warden and staff quarters, indoor stadium, auditorium, library, canteen, playground, ponds etc. All these amenities have different kinds of

infrastructure as per their requirement. All these buildings and parts of the campus were checked and verified in their present condition by the members of Green Audit. The census of floral and faunal diversity in the campus was carried out by the students of B. Com 3<sup>rd</sup> semester (2019 batch) under the guidance of the teachers after their regular college timings. For the study, college campus was divided into four sections.

### **2.3 SITE MONITORING**

Committee members visited the three (3) sampling sites of the college campus periodically to collect and verified the information of energy consumption, e-waste, solid waste, noise level, use of water resources etc. Later in the 2019-20 period, Dr. Palash Moni Saikia, Associate Professor; Dept. of Chemistry; Darrang College, Tezpur, Assam has tested and confirmed the water quality data of Rangapara College.

In the 2020-21 session, samples were collected from the previously identified sampling sites and all the test were done in North Eastern Regional Institute of Water and Land Management (NERIWALM), Tezpur, Assam.

### **2.4 ANALYSIS AND REPORTING:**

Data collected during the survey finally tabulated and analysed. For better understanding of the results and to avoid complications, average and percentage of the data were calculated by using Microsoft Excel. Graphical representations of these results were made to give a quick idea of the present green status of the college.

## **CHAPTER-3: GREEN AUDIT ANALYSIS**

### **3.1 THE CONCEPT OF LAND USE**

Land use involves the management and modification of natural environment or wilderness into built environment such as settlement and semi natural habitats. Land use refers as “the total of arrangements, activities, and inputs that people undertake in a certain land cover type”. Land use planning and mapping are the two most important methods for efficient use of land resources in particular area or locality. The tools like GPS, GIS, remote sensing etc. are helpful to prepare land use map most scientifically.

#### **3.1.1 METHODOLOGY ADOPTED**

Coordinates to prepare the map were collected from different sites using a GPS machine. Google Earth Professional and Arc GIS software were used to prepare the map of the campus.

#### **3.1.2 DATA ANALYSIS**

Analyzing the land use pattern in 2019-20, it was found that about 13395.0675 sq. metre area is under built up category and about 10,800 square metre areas has been used for football playground and 420 square metre area used for basketball court. Inside the campus link roads is about 1420 square metre and the drainage system is about 314.0128 square meters respectively. The remaining 80394.9197 square meters area is open space available in the campus. The percentage share of the open space and built-up area are estimated at 75.32% and 12.55% respectively.

In 2020-21, the link roads inside the campus have been increased from 1420 to 1770 square meter, coverage of the drain increased from 314.01 to 354.01 and hence the open space has been decreased from 80394.92 square meter to 78744.92 square meter.

#### **3.1.3 FINDINGS**

The campus of Rangapara College is extended over an area of 10.7 hectares of land. This land area resource has been used efficiently for building class rooms, various departments, students' facility centers, playground, plantation purpose, flower gardening etc. About 354.013 m long drainage system drained out the excess water from the campus. Vertical structures are mostly preferred for efficient use of the land resource.

Table- 2: Shows the category wise land use data of the Rangapara college campus

Sl. No	Land use category	Area in square Metre in 2019-20	% of land use pattern in 2019-20	Area in square meter in 2020- 21	% of land use pattern in 2020-21
1	Built up Area	9184.89	8.604%	10444.89	9.784%
2	Roads	1420	1.33%	1770	1.66%
3	Play Ground (Football and Basketball)	11,220	10.51%	11,220	10.51%
4	Drains	314.012	0.294%	354.013	0.33%
5	Ponds (3 Nos.)	4210.18	3.944%	4210.18	3.944%
6.	Open space	80394.92	75.31%	78744.92	73.77%
Total Area		106744	100%	106744	100%

Sl. No	Land use category	Area in square Metre in 2021-22	% of land use pattern in 2021-22	Area in square meter in 2022- 23	% of land use pattern in 2022-23
1	Built up Area	10444.89	9.784%	10682.75	10.022%
2	Roads	1770	1.66%	1770	1.66%
3	Play Ground (Football and Basketball)	11,220	10.51%	11,220	10.51%
4	Drains	354.013	0.33%	354.013	0.33%
5	Ponds (3 Nos.)	4210.18	3.944%	4210.18	3.944%
6.	Open space	78744.92	73.77%	78507.06	73.542%
Total Area		106744	100%	106744	100%

There is **no change in land use pattern in 2023-24**

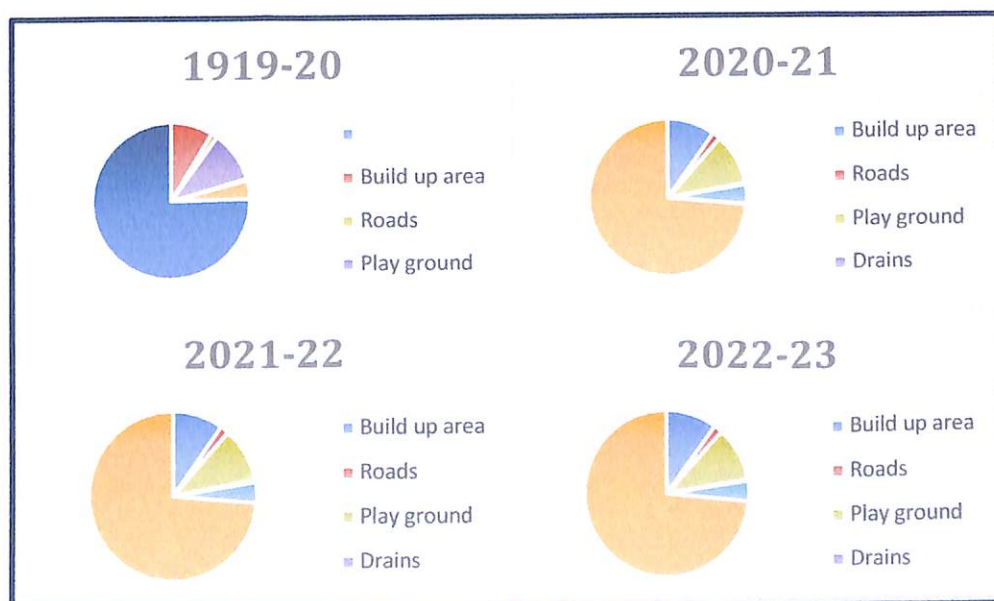


Figure: Representation of the year wise land use in Rangapara College by Pie Diagram

**Table-3: Category wise data on built up area of Rangapara College, 2019-2020**

Increase in area (with + sign) is in 2020-2021

(There is no new construction in the campus in 2022-23 and 2023-24)

Sl. No	Category of land use (Built up area)	Area in square Metre (2020)	Area in square Metre increases (2021)	%of built-up area	
				2019-20	2020-21, 2021-22, 2022-23 2023-24
1	Administrative building	1623.36		12.12%	11.08%
2	Library building	355.5		2.65%	2.43%
3	Canteen	141.75		1.06%	0.97%
4	Parking	439.6	+ 300	3.28%	5.05%
5	Auditorium	435.1		3.25%	2.97%
6	Girls hostel	2,061	+ 480	15.4%	17.34%
7	Boys hostel	762.04	+ 480	5.69%	8.48%
8	Alumni association	73.92		0.56%	0.50%
9	Student union building	131.61		0.98%	0.90%
10	Commerce building	713		5.32%	4.87%
11	Computer education	70.86		0.53%	0.48%
12	Martyrs' monument	42		0.31%	0.29%
13	Generator room	21		0.16%	0.14%
14	Indoor sport complex	1083.2		8.09%	7.39%
15	RUSA building	162.14		1.21%	1.11%
16	Power grid building	619.76		4.63%	4.23%
17	Bodo department building	153.67		1.14%	1.05%
18	Superintendent building	102		0.76%	0.70%
19	Chowkidar quarter	62.56		0.47%	0.43%
20	Toilet	64.8		0.48%	0.44%
21	Water tank	66		0.49%	0.45%
22.	Ponds (3 Nos.)	4210.18		31.43%	28.73%
	Total	13395.07	14655.07	100%	100%

### 3.2 FLORAL DIVERSITY IN THE CAMPUS

Plants are considered as critical resources as they support life on earth in various ways. They release oxygen (O<sub>2</sub>) into the atmosphere while absorb Carbon dioxide (CO<sub>2</sub>) and provide habitat and food for wildlife and human. They also regulate the water cycle on the earth. The study of plants and their function could be considered as most complex interactions. Plants are also important in the regulation of global climate change. Trees control the atmospheric temperature. Light emitted from Sun contributes to the warming of the atmospheric temperature. Plants present on the earth's surface absorb the solar radiation and it also reduces the amount of heat produced and reflected into the surrounding environment.

The College campus is located on the west part of the Tezpur city of Assam, India. The coordinate of the College is 26°49'23.4" N to 92°43'39.5" E. The College campus is very rich in its floral diversity. Diversity of plants enhanced the beauty of the campus. In our college campus most of the plants are old and planted in the north east side of the college boundary. Plants are planted through various plantation programs with the help of the students, staffs and the various guests who have visited the campus. The canopy of the trees changes with the season. In spring, the seasonally planted flowers make the campus very eye catchy. The front part of the campus is having different fruit trees that bring some of the wild animals such as monkey, squirrel etc. to the campus.

A study conducted in 2019-20 has revealed the rich diversity of plant species which includes 39 species of trees, 23 species of shrubs, 14 species of herbs, and 3 species of climbers in the College campus. The census and identification of the floras are conducted by B. Com 3<sup>rd</sup> semester students with the guidance of Mrs. Joon Moni Haloi, Assistant Professor, Dept. of Environmental Science in the month of September 2019.

Later, in 2020-21, 55 saplings of Bokul (Spanish Cherry), Krishnachura (Royal Poinciana) were newly planted in the campus. 14 newly jointed faculties of science stream planted 14 Spanish Cherry in between the area of science block and RUSA building.



**Table-4: List of plant species (trees, shrubs and herbs) found in Rangapara college campus****Trees**

No	Family	English Name	Local Name (Assamese)	Scientific Name
1.	Anacardiaceae	Mango	Aam	<i>Mangifera indica</i>
2.	Moraceae	Jack fruit	Kothal	<i>Artocarpusheterophyllus</i>
3.		Ficus	Aahot	<i>Ficus religiosa</i>
4.		Cluster fig	Joggodumur	<i>Ficus racemosa</i>
5.		Fig	Anjeer	<i>Ficus carica</i>
6.	Phyllanthaceae	Indian gooseberry	Amlokhi	<i>Phyllanthus emblica</i>
7.	Sapotaceae	Spanish cherry	Bokul	<i>Mimusops elengi</i>
8.	Myrtaceae	Guava	Madhurium	<i>Psidium guajava</i>
9.		Java plum	Jamun	<i>Syzygium cumini</i>
10.		Eucalyptus	Eucalyptus	<i>Eucalyptus globulus</i>
11.	Fabaceae	Golden Shower	Shonaru	<i>Cassia fistula</i>
12.		Royal Poinciana	Krishnachura	<i>Delonix regia</i>
13.		Pongam Oil tree	Pongam Oil	<i>Millettia pinnata</i>
14.		Black Locust	Black Locust	<i>Robinia pseudoacacia</i>
15.	Annonaceae	Deodar cedar	Debadaru	<i>Polyalthia longifolia</i>
16.	Meliaceae	Neem	Neem	<i>Azadirachta indica</i>
			Metha Neem	<i>Melia azedarach</i>
17.	Oleaceae	Olive	Jolfai	<i>Olea europaea</i>
18.	Combretaceae	Arjuna	Arjun	<i>Terminalia arjuna</i>
19.		Indian almond	Shilikha	<i>Terminalia chebula</i>
20.	Araucariaceae	Hoop pine	Pine	<i>Araucaria cunninghamii</i>
21.	Oxalidaceae	Star fruit	Rohdoi	<i>Averrhoa carambola</i>
22.	Lythraceae	Azar	Azar	<i>Lagerstroemia speciosa</i>
23.	Rutaceae	Wood apple	Bel	<i>Limonia acidissima</i>
24.	Dipterocarpaceae	Saal tree	Saal	<i>Shorea robusta</i>
25.	Cycadaceae	Sago plum	Cycas	<i>Cycas revoluta</i>
26.	Lamiaceae	Teak	Segun	<i>Tectona grandis</i>
27.	Rubiaceae	Bur flower Tree	Kodom	<i>Adina cordifolia</i>
28.		Butten Bush	Honey bells	<i>Cephalanthus occidentalis</i>
29.	Santalaceae	Sandal	Chandan	<i>Santalum album</i>
30.	Apocynaceae	Black Board tree	Devils' tree	<i>Alstonias cholaris</i>
31.	Bignoniaceae	Cigar tree	Indian Bean tree	<i>Catalpa bignonioides</i>
32.	Magnoliaceae	Golden Champa	Titachapa	<i>Magnolia champaca</i>
33.	Verbenaceae	Coomb teak	Gomari	<i>Gmelinaar borea</i>

34.	Sinaroubaceae	Tree of Heaven	Borpaat	<i>Ailanthus altissima</i>
35.	Sapindaceae	Lichi	Lisu	<i>Litchi chinensis</i>
36.	Caricaceae	Papaya	Omita	<i>Carica papaya</i>
37.	Paulowniaceae	Sapphire dragon tree	Dragon tree	<i>Paulownia kawakamii</i>
38.	Clusiaceae	Garcinia cowa	Kudam Puli	<i>Garcinia gummi gutta</i>
39.	Cannabaceae	Chinese hack berry	Chinese hack berry	<i>Celtissinensis</i>

### Shrubs

Sl.	Family	English Name	Local Name	Scientific Name
1	Fabaceae	White orchid	Kanchan	<i>Bauhinia acuminata</i>
2	Apocynaceae	Yellow olinder	Korobiphool	<i>Cascabela thevetia</i>
3		Pink periwinkle	Pink nayantara	<i>Catharanthus roseus</i>
4	Rutaceae	Curry tree	Narasingha	<i>Murraya koenigii</i>
5		Orange	Komola	<i>Citrus sinensis</i>
6	Oleaceae	Night blooming jasmine	Sewali	<i>Nyctanthes arbour tristis</i>
7		Winter jasmine	Khorikajai	<i>Jasminum multiflorum</i>
8	Malvaceae	China rose	Joba	<i>Hibiscus rosasinensis</i>
9		Wax mallow	Wax mallow	<i>Malvaviscus arboreus</i>
10	Rubiaceae	Crepe jasmine	Tagor	<i>Gardenia jasminoides</i>
11	Asteraceae	Gerberia	Gerberia	<i>Gerbera jamesonii</i>
12	Rosaceae	Rose	Gulap	<i>Rosa damascena</i>
13		Peach	Nora bogori	<i>Prunu persica</i>
14	Rhamnaceae	Jujube	Bogore	<i>Ziziphus jujuba</i>
15		Henena	Jetuka	<i>Nesiota elliptica</i>
16	Arecaceae	Areca palm	Mumaitamul	<i>Dypsis lutescens</i>
17	Euphorbiaceae	Milk hedge plant	Hiju	<i>Euphorbia neriifolia</i>
18	Bibnioniaceae	Tecoma	Tecoma	<i>Tecoma stans</i>
19	Verbenaceae	Golden dew drop	HejGos	<i>Duranta erecta</i>
20		West Indian lantana	Lantana	<i>Lantana camara</i>
21	Asparagaceae	Caribbean agave	Caribbean agave	<i>Agave angustifolia</i>
22	Urticaceae	Lipangkalabaw	Lipa tree	<i>Dendrocnide meyeniana</i>
23	Melastomataceae	Indian rhododendron	Rhododendron	<i>Melastoma malabathricum</i>

### Climbers

Sl.	Family	English Name	Local Name	Scientific Name
1	Rubiaceae	Starviolet	Bhadai Lota	<i>Hedyotis candens</i>
2	Araceae	Money Plants	Money Plants	<i>Epipremnum aureum</i>
3	Asteraceae	Bitter Vine	Japani Lota	<i>Mikaniami crantha</i>

### Herbs

No.	Family	English Name	Local Name	Scientific Name
1	Apiaceae	Indian pennywort	Manimuni	<i>Centella asiatica</i>
2	Amaranthaceae	White goose foot	Jilmil	<i>Chenopodium album</i>
3	Plantaginaceae	Brahmi	Brahmi	<i>Bacopa monnieri</i>
4	Saururaceae	Fishmint	Masandri	<i>Houttuynia cordata</i>
5	Lamiaceae	Durun	Durun	<i>Leucas aspera</i>
6	Asphodelaceae	Aloe vera	Sal kuwari	<i>Aloe vera</i>
7	Araceae	Elephant ear	Kala kachu	<i>Colocasia esculenta</i>
8		Dumb cane	Dumb cane	<i>Dieffenbachia seguine</i>
9	Fabaceae	Touch me not	Lajukilota	<i>Mimosa pudica</i>
10	Asteraceae	Wild cosmos	Ulam raja	<i>Cosmos caudatus</i>
11	Marantaceae	Medallion calanthea	Medallion	<i>Calathea veitchiana</i>
12	Agavaceae	Ti plant	Ti plant	<i>Cordyline fruticosa</i>
13	Musaceae	Banana	Kol	<i>Musa acuminata</i>
14	Crassulaceae	Miracle leaf	Duportenga	<i>Bryophyllum pinnatum</i>

Recently 150 saplings Agarwood plant has been planted in the college campus.

### 3.3 FAUNAL DIVERSITY

Rangapara College is located in the northern bank of the river Brahmaputra at the junction of Himalayan and Indo-Burma biodiversity hotspot region. The area falls under the Sub-tropical climatic region and heavy rainfall occurs during the summer season i.e. from the month of May to August with a mean average temperature of 25<sup>0</sup> C to 32<sup>0</sup>C. Such type of climatic condition is favorable for distribution of wide variety of flora and fauna. Being a part of the region, the College campus is also very rich in biodiversity. The campus also has an elephant corridor. For elephant corridor, College authorities decided to skip few lands area of the campus for the movement of such animals. Also, a small stream passes through the College campus. It enhances our college campus and gives shelter for some aquatic animals and also to some birds like egrets, kingfisher etc. are come for searching for their food in the dry season.

A recent study on faunal variety of the campus is listed below. The identification of the floral species are conducted by Dr. Gitartha Kaushik, Assistant Professor, Dept. of Zoology, Rangapara College.

**Diversity of Insects**

Sl.	Family	English Name	Local Name	Scientific Name
1.	Tettigoniidae	Bush Cricket	Foring	<i>Tettigonia viridissima</i>
2.	Lycosoidea	Araneomorph spider	Mokora	Unidentified
3.	Cleridae	Beetle	Guborua	<i>Trichodes apiaries</i>
4.	Thaumetopoeidae	Caterpillars	Bisa	<i>Thaumetopoea processionea</i>
5.	Nymphalidae	Butterfly	Pokhila	<i>Hypolimnas bolina</i>
6.	Hesperiidae	Butterfly	Pokhila	<i>Pelopidas mathias</i>
7.	Nymphalidae	Butterfly	Pokhila	<i>Junonia atlites</i>
8.	Erebidae	Moth	Pook	<i>Syntomoides syntomoides</i>
9.	Acrididae	Grasshopper	Foring	<i>Chorthippus brunneus</i>
10.	Pentatomoidea	Shield bug	Pook	Unknown
11.	Nymphalidae	Butterfly	Pokhila	<i>Junonia almana</i>
12.	Papilionidae	Butterfly	Pokhila	<i>Papilio demodocus</i>
13.	Geometridae	Butterfly	Pokhila	<i>Dysphania militaris</i>
14.	Libellulidae	Slender skimmer	Jiya	<i>Orthetrum sabina</i>
15.	Apidae	Honey Bee	Mou	<i>Apis indica</i>
16.	Vespidae	Paper wasp	Borol	<i>Polistes olivaceus</i>

**Diversity of Mollusca:**

Sl.	Family	English Name	Local Name	Scientific Name
1.	Achatinidae	African giant snail	Hamuk	<i>Achatina fulica</i>

**Diversity of Amphibians:**

Sl.	Family	English Name	Local Name	Scientific Name
1.	Microhylidae	Balloon frog	Bhekuli	<i>Kaloula assamensis</i>
2.		Frog	Pat Beng	<i>Polypedates teraiensis</i>
3.		Frog	Chuk Bhekuli	<i>Duttaphrynus melanostictus</i>

**Diversity of Reptiles:**

Sl.	Family	English Name	Local Name	Scientific Name
1.	Colubridae	Checkered keelback	Dhora saap	<i>Fowlea piscator</i>
2.		Buff Striped keelback	Bamuni Dhora	<i>Amphiesma stolatum</i>
3.	Elapidae	Cobra	Chokori Feti	<i>Naja kaouthia</i>
4.		Cobra	Goom Feti	<i>Ptyas korros</i>
5.	Colubridae	Common Bronzeback	Karshola	<i>Dendrelaphis proarchus</i>
6.	Typhlopidae	Blind snake	Khonti Xaap	<i>Indotyphlops braminus</i>

**Diversity of Annelida:**

Sl.	Family	English Name	Local Name	Scientific Name
1.	Hirudinidae	Leach	Jook	<i>Hirudinaria manillensis</i>
2.	Lumbricidae	Earth worm	Kesu	<i>Lumbricus terrestris</i>

**Diversity of Avian Fauna**

Sl.	Family	English Name	Local Name	Scientific Name
1.	Sturnidae	Common myna	Hakila	<i>Acridotheres tristis</i>
2.	Columbidae	Common Dove	Kopou	<i>Streptopelia orientalis</i>
3.	Corvidae	Common Raven	Kauri	<i>Corvus corax</i>
4.	Ardeidae	Egret	Bogoli	<i>Ardea alba</i>
5.	Upupidae	Crown bird	Gubor Khusora	<i>Upupa epops</i>
6.	Alcedinidae	Kingfisher	Maasruka	<i>Alcedo atthis</i>
7.	Passeridae	House sparrow	Ghorsirika	<i>Passer domesticus</i>
8.	Motacillidae	White wagtail	Balimahi	<i>Motacilla alba</i>
9.	Psittaculidae	Indian parakeet	Bhatou	<i>Psittacula krameri</i>
10.	Muscicapidae	Magpie Robin	Robin Sorai	<i>Copsychus saularis</i>

**Diversity of Mammals**

Sl.	Family	English Name	Local Name	Scientific Name
1.	Elephantidae	Elephant	Hati	<i>Elephas maximus indicus</i>
2.	Cercopithecidae	Indian rhesus macaque	Bandor	<i>Macaca mulatta</i>
3.	Herpestidae	Indian Mongoose	Neol	<i>Herpestes edwardsi</i>
4.	Canidae	Jackal	Shiyal	<i>Canis aureus indicus</i>

**Diversity of Ichthyofauna**

Sl.	Family	English Name	Local Name	Scientific Name
1.	Cyprinidae	Common Carp	Common carp	<i>Cyprinus carpio</i>
2.	Synbranchidae	Eel	Kuchia	<i>Monopterusuchia</i>
3.	Cyprinidae	Barb	Puthi	<i>Puntius chola</i>
4.	Clariidae	Walking Catfish	Magur	<i>Clarias batrachus</i>
5.	Channidae	Snakehead	Sengeli	<i>Channa marulius</i>
6.	Osphronemidae	Dward gourami	Kholihona	<i>Trichogaster lalius</i>
7.	Osphronemidae	Gourami	Kholihona	<i>Trichogaster fasciata</i>
8.	Cobitidae	Loach	Botia	<i>Lepidocephalus guntea</i>
9.	Anabantidae	Climbing Perch	Kawoi	<i>Anabas testudineus</i>
10.	Cyprinidae	Mola carplet	Mua	<i>Amblypharyngodon mola</i>
11.	Cyprinidae	Slender Rasbora	Donikona	<i>Rasbora daniconius</i>
12.	Cyprinidae	Barb	Puthi	<i>Systemus sarana</i>
13.	Bagridae	Catfish	Shingora	<i>Mystus vittatus</i>

### 3.4 ELECTRIC POWER CONSUMPTION

#### 3.4.1. Analysis Electric Power Consumption

The electric power consumption data is as shown below. The data is collected over the period of one year, starting with September, 2019 till September, 2020. Over this period of a year, the consumption shows oscillatory behavior as depicted by the graphs. Both seasonal variation as well as the outburst of COVID-19 is seen to affect the consumption.

**Table:** Electric power consumption data

Sl. No.	Month	Unit Consumed				
		2019-20	2020-21	2021-22	2022-23	2023-24
1.	October	4875	5473.07	5373.07	6311.140	10441.13
2.	November	4899	5428.11	5428.11	5199.380	5900
3.	December	3705	4942.55	4942.55	4118.020	4944.64
4.	January	2862	4436.00	4436.00	3849.430	4087.41
5.	February	3084	4456.98	4456.98	4174.640	4782.46
6.	March	3194.82	5551.00	5551.00	5364.840	5503.07
7.	April	2178.18	5817.76	5817.760	5021.380	5794.68
8.	May	2574	3467.88	3467.880	7844.230	6923.76
9.	June	4809	3692.67	3692.670	6320.380	8899.010
10.	July	5070	4280.14	4280.140	7723.170	6527.82
11.	August	2877	4262.16	4262.160	9307.190	11321.10
12.	September	5286	8411.10	8411.00	10050.25	13976.98

The graphical representation of the electricity consumption units is shown below.

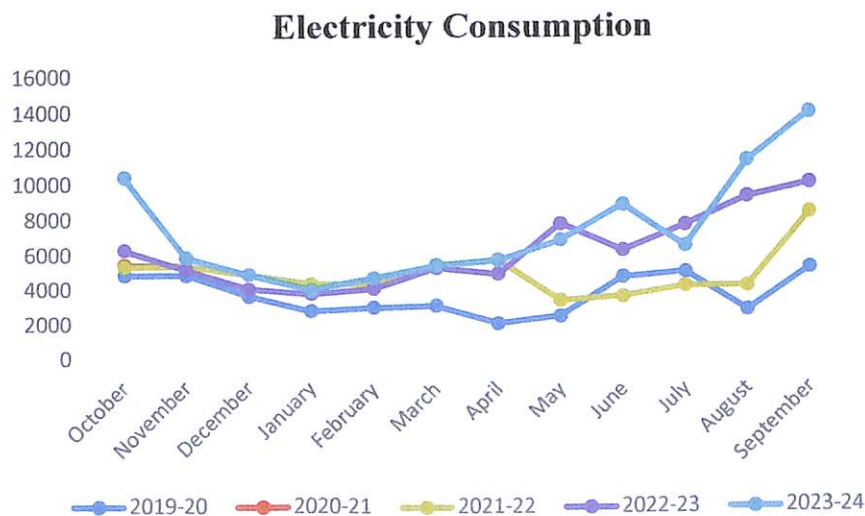


Figure: Graphical representation of monthwise electricity consumption

The graphs show the wide scale variation of electric power consumption in the college premises over the cycle of a year. In the first part of the graph, the winter appearance is seen to reduce the power consumption heavily (consumed units reduced from 7155 to 2862). Consumption is found to be the minimum in the month of January. The year 2020 has faced the unprecedented appearance of the pandemic COVID-19, which is further seen to reduce electricity consumption in the campus. The effect of lockdown is clearly seen in the dip appeared during April and May. However, the month of June and July, 2020, has seen a sharp rise in the COVID-19 cases and the college was declared as one of the quarantine centers by the Government of Assam. As a consequence, the power consumption rose significantly. It is interesting to note that, in the month of August a dip in consumption appeared due to the eventual closure of the quarantine centers. Again, September onwards, the office works were gradually regularized and the rising trend in the consumption has been observed.

Average monthly consumption of electricity in 2019-20 at Rangapara College was estimated as 4043.76 units. The rate of consumption however varies with seasons. While in 2020-21, it was found to be 8411.1 units which is an **increase of 3125 units**. It is observed that the rate of consumption is lower in the winter months as compared to the summer. During the months of May, June, July, August, and September; the rate of consumption is a bit on the higher side.

#### **3.4.2: OBSERVATION**

During the preparation of the report in 2019 upto 2024, it has been observed that more than 300 numbers of fans, 400 numbers of LED bulbs and tubes with 8 numbers of air conditions (AC) are installed in our college campus. The amounts of power consumed by ACs are high. ACs are used during the months of August to October. Therefore, it is important to use solar lights and power saving fans in the college premises and minimize the use of air conditioners as far as possible. Following the recommendation of the core committee, a number of solar lights has been installed in the campus.

#### **3.5 AIR QUALITY STUDY**

The College campus is surrounded by tea gardens. The air quality index of the campus indicates that the campus has clean and fresh air. As per WHO guidelines, the permissible limit of PM<sub>10</sub> is 20micro g/m<sup>3</sup> and PM<sub>25</sub> is 10micro g/m<sup>3</sup>. PM<sub>25</sub> are tiny particulate matters less than 2.5 micro meters in size. It reduces visibility in the air and causes the air appears too hazy when levels are elevated.

It was seen that the quality of air in 2020 is much healthier than 2019 and 2021 because in 2019 the whole world was suffering from Covid-19 pandemic and due to lockdown, there was less pollution.

**Table-6: Air quality index of Rangapara college campus**

Constituents	Air quality (AQI)					
	2019	2020	2021	2022	2023	2024
NO <sub>2</sub> (micro g/m <sup>3</sup> )	16	3	2.5	31	16	8
O <sub>3</sub> (micro g/m <sup>3</sup> )	19	5	18	6	13	14
PM <sub>2.5</sub> (micro g/m <sup>3</sup> )	30.0	7	25	37	16	15
SO <sub>2</sub> (micro g/m <sup>3</sup> )	11	0	34.4	3	3	1
PM <sub>10</sub> (micro g/m <sup>3</sup> )	31.8	20	21	23	4	9
CO (micro g/m <sup>3</sup> )	134	1	12	4	4	2
Humidity (%)	81.0%	75.0%	77%	79%	69%	71%
Barometric Pressure (hPa)	1018.0	1019.0	1004	1021	1011.0	1044
Wind Speed (m/s)	4.16	3.8	4.0	4.1	10	8.2
Wind Direction	83.0 <sup>0</sup>	80.0 <sup>0</sup>	80.0 <sup>0</sup>	81.0 <sup>0</sup>	78.0 <sup>0</sup>	83.2 <sup>0</sup>
Temperature (°C)	28°C	24°C	29°C	26°C	25°C	24°C

(Source: Pollution Control Board, Assam)

### 3.5.1 OBSERVATION

In the College campus the concentration of particulate matter (dust) with the annual mean PM<sub>10</sub> was found 31.8 micro g/m<sup>3</sup> and annual mean PM<sub>25</sub> was 30 micro g/m<sup>3</sup>. According to WHO guideline of air quality index the concentration of particulate matter is much below the recommendation levels. Thus, the campus maybe considered as free from pollution and safe for the contenders. Lichens are well known as sensitive indicators of air pollution, particularly for SO<sub>2</sub>. On this recent study we have found enormous number of lichens on the plants surface.

It was found that during 2020, due to the COVID Pandemic and the global lockdown, air quality comprising the various constituents' decreases rapidly showing very low number of pollutants in the atmosphere in the Rangapara area.



### 3.6 WATER QUALITY ANALYSIS

Water quality testing is important because it identifies contaminants and prevents water borne diseases. Essentially, water quality testing makes sure that water is safe and meets local and international water standards. This type of testing can be completed by using water sampling techniques and using technology to estimate the amount and levels of chemicals. To analysis the water quality of our college campus, the samples have been collected from a bourn, well and administrative building. A series of experiment have been carried out at a department of Chemistry; Darrang College under the supervision of Dr. Palashmoni Saikia, Associate Prof., Department of chemistry, Darrang College, Tezpur. The water samples have been collected on 26<sup>th</sup> September 2019. Also we tested heavy metals of water samples collected from the same station and experiments are carried out at NERIWALM, Tezpur under the supervision of Mr. Ritu Thakuria. This water samples have been collected on 1<sup>st</sup> October 2019.

In 2020-21, the samples were collected from the previously selected locations and all the analysis were done in NERIWALM, Tezpur, Sonitpur.

A comparative table on the water quality of Rangapara College is provided below:

**Table-7: Water quality report of Rangapara College\*\***

No	Parameter/WHO Permissible level	Observation value					
		2019-2020			2020-2021		
		Sam. 1	Sam. 2	Sam. 3	Sam. 1	Sam. 2	Sam. 3
1	Colour	Clear	Clear	Light Brown			
2	pH	5.73	5.67	6.49	6.69	6.66	6.81
3	Turbidity	0.37	0.39	0.59	194	128	52
4	Salinity	0.35	0.35	0.47	0.20	0.47	0.40
5	Conductance	0.59	0.59	0.68			
6	Fe	0.48	0.47	0.59	2.163	0.669	0.27
7	Na	194	195	176	2.27	3.82	5.99
8	K	6.74	6.52	5.98	2.96	1.91	1.42
9	Mg	23.35	23.87	21.06	3.62	1.36	2.02
10	Ca	65.76	64.09	74.98	6.63	4.13	7.22
11	F <sup>-</sup>	BDL	BDL	BDL	0.191	0.069	0.139
12	Cl <sup>-</sup>	132.22	130.89	156.07	0.004	0.009	0.004
13	NO <sub>3</sub> <sup>-</sup>	26.08	27.76	52.13	3.06	2.47	4.76
14	SO <sub>4</sub> <sup>-</sup>	198.34	176.23	202.82	6.888	33.292	1.664

15	PO <sub>4</sub> <sup>3-</sup>	BDL	BDL	BDL	7.391	7.03	6.933
16	F	0.0354	0.104	0.0511	-	-	
17	As	BDL	BDL	BDL	BDL	BDL	BDL
18	Pb	BDL	BDL	BDL	0.245	0.242	0.223
19	Cd	BDL	BDL	BDL	BDL	BDL	BDL
20	Ni	BDL	BDL	BDL	BDL	BDL	BDL
21	BOD	0.5	-	0.3			

Sample-1: Collected from seasonal small stream in the campus.

Sample-2: Collected from Administrative building.

Sample-3: Collected from campus well.

Note: BDL- Below Detection Limit.

\*\* Heavy metal tests are carried out at NERIWALM, Tezpur and a series of water experiments carried out by Department of Chemistry, Darrang College; Tezpur.

**(Samples provided for 2022-2023 but results are not received yet)**

### 3.6.1 OBSERVATION

The college centrally stores water in an overhead concrete water reservoir of around 20,000 liters. The average daily consumption of water is around 30,000 liters. A traditional iron filter is attached to the central water reservoir. There are 141 water tapes out of which 6 tapes are damaged. The College maintained good drinking water facilities for students and faculties. Four (4) UV/RO filters are installed for drinking water though one was not found in working condition.

### 3.7 NOISE LEVEL STUDY IN THE RANGAPARA COLLEGE CAMPUS:

Noise is a term that used to describe for unwanted or excessive sound that can have deleterious effects on human health and environmental quality. Noise is measured in logarithmic units called decibels (dB). According to WHO; 45 dB is safe noise level for a city. For international standards a noise level up to 65 dB is considered as tolerable.

Now a day's noise pollution is a significant problem. Noise pollution in educational environment disturbs during study session and it produces problems to the teaching learning process and negatively affects the performance of both students and teachers. In this audit, an attempt has been made to study the level of noise pollution in the campus of our college. Generally, the noise level should be in the range of 40 dB to 50 dB in and around an educational institution.

### 3.7.1 MATERIALS AND METHODS

To measure the noise level is around Rangapara College campus noise measuring app. **Noise Tube** (version: 2.9.3) was used.

### 3.7.2 DATA COLLECTION

The data has been collected from 10 different points inside the campus with the help of Android mobile Vivo S1 using noise tube app. Version 2.9.3. Data collection centres are administrative building, commerce building, boys' common room, girls' commons, teachers' common room, girls' hostel, boys' hostel, canteen, library, main gate. At these points, measurement has been taken for duration of 60 seconds during the period 10 AM to 3 PM and screenshot of the measurements of noise level were taken in the device.

### 3.7.3 OBSERVATION

The results of the experiments are tabulated in the table 8. From the data it was found that the noise level in the College campus varies from one building to another. Maximum level of noise was recorded at boys' common room in both the years where average noise level was 75 in both 2019-20 and 2020-21.

**Table-8 (a) : Noise level measurement at Rangapara College, 2019-2020**

Sl. No	Place of experiment	Duration in seconds	Minimum(dB)	Maximum(dB)	Average(dB)
1	Administrative building	60	55	65	60
2	Commerce building	60	40	82	76
3	Boys' common room	60	43	85	75
4	Girls' common room	60	46	80	66
5	Teachers' common room	60	56	65	60
6	Boys' hostel	60	34	80	66
7	Girls' hostel	60	35	81	66
8	Canteen	60	67	74	70
9	Library	60	43	53	47
10	Main gate	60	63	74	68

**Table-8 (b): Noise measurement at Rangapara College, 2020-2021**

Sl. No	Place of experiment	Duration in seconds	Minimum(dB)	Maximum(dB)	Average(dB)
--------	---------------------	---------------------	-------------	-------------	-------------

1	Administrative building	60	60	70	60
2	Commerce building	40	40	85	75
3	Boys' common room	60	45	89	75
4	Girls' common room	60	46	85	65
5	Teachers' common room	60	59	67	60
6	Boys' hostel	60	40	80	65
7	Girls' hostel	60	35	80	65
8	Canteen	60	65	77	70
9	Library	60	40	50	45
10	Main gate	60	66	78	65

Table-8 (b): Noise measurement at Rangapara College, 2021-2022

Sl. No	Place of experiment	Duration in seconds	Minimum(dB)	Maximum(dB)	Average(dB)
1	Administrative building	60	62	69	65
2	Commerce building	60	48	88	68
3	Boys' common room	60	41	91	75
4	Girls' common room	60	40	90	65
5	Teachers' common room	60	52	69	61
6	Boys' hostel	60	32	80	60
7	Girls' hostel	60	36	82	59
8	Canteen	60	64	78	71
9	Library	60	41	56	49
10	Main gate	60	69	71	70

Table-8 (b): Noise measurement at Rangapara College, 2023-2024

Sl. No	Place of experiment	Duration in seconds	Minimum(dB)	Maximum(dB)	Average(dB)
1	Administrative building	60	62	66	64
2	Commerce building	60	46	88	67
3	Boys' common room	60	42	90	75
4	Girls' common room	60	42	93	67

5	Teachers' common room	60	51	68	61
6	Boys' hostel	60	35	82	64
7	Girls' hostel	60	39	84	66
8	Canteen	60	64	78	71
9	Library	60	41	56	49
10	Main gate	60	69	71	70

### 3.8 SOLID WASTE AND SEWAGE MANAGEMENT AT RANGAPARA COLLEGE

The term waste is complicated to define. According to the Basel Convention on the control of Tran's **boundary Movement of Hazardous Waste and their Disposal of 1989**, Act 2(1), "Wastes are substances or objects, which are disposed of or are intended to be disposed of or are required to be disposed of by the provisions of national law".

Solid wastes are any abandoned or discarded materials. Wastes can be solid, liquid, semi-solid or containerized gaseous material resulting from industrial, commercial, mining activities, agricultural operations and from community activities.

Rangapara College is a small sized College with in an enrolment of 2000+ students. Every day, a minimum number of wastes of different types has been derived in the College campus due to different ongoing activities of the stake holders. These wastes are mainly divided into two categories – **Biodegradable** and **Non-biodegradable**, on the basis of their characteristics such as structures, texture, weight, composition etc. Biodegradable waste mainly composed of dry leaves, grasses, papers etc. While non-biodegradable waste includes concrete derbies, stones, sand, plastics materials, polythene bags etc.

This recent study reveals that on an average maximum 50 kg of waste generated in the College campus. Wastes are collected in the dust bins placed 6 points in the campus. The biodegradable wastes mostly dry leaves and grasses have been finally deposited at the compost pit to **prepare compost** which has been later used in flower garden. On the other hand, non-biodegradable wastes like plastic water bottles (one use) are send for recycling. Due to regular sweeping of waste, the campus is free from any waste related environmental problems.

To release the sewage that drains out from the canteen, girls' hostel, warden quarter, boys' hostel, staff quarters are finally stored in a soak pit tank. All the washrooms are connected with the safety tank and soak pit in the campus.

### 3.8.1 OBSERVATION

Solid waste management system in the College campus is well maintained. The vegetation waste have been deposited in the compost plant to produce compost for flower garden by College cleaner of the College. As far as the sewage management is concerned, the audit team has recommended improving present system with scientific treatment of water and also suggest to do **rain water harvesting** to use for gardening.

### 3.9 E-WASTE

Generation of E-waste is found in every College. In academic Colleges, there are several equipment and instruments running in administrative as well as in various departments used for educational activities. Computers, printers, scanners, Xerox machines are mostly used for administrative as well as academic works like teaching, learning and evaluation. In College we deal with electric materials, equipment's, measuring instruments, different electric circuits wires, microprocessors, PCBs , electronic components (like resistors, diodes, transistors etc.) damaged instruments, hardware's and peripherals of computer system, lighting equipment's (like bulbs, tubes) fans all these include in E-wastes. More use of such types of materials generates E-waste when this instrument or equipment's become damaged.

#### 3.9.1 OBSERVATION

Collected data shows that, major sources of E-waste are generated in administrative section as different electronic instruments; computer, printer etc. are used. E-waste is treated and disposed in proper manner. Other departments generate negligible amount of E-waste.

**Table-9: E-waste handle, treated and disposed at different sections of college**

Sl. No	Section	E-waste handled (kg)	E-waste treated and disposed (kg)
1	Administrative building	11.10 kg	11.10 kg
2	Computer center	5.2 kg	5.2 kg
3	Old building	5.5 kg	5.5 kg
4	New building	5 kg	5 kg
5	Exterior	Nil	Nil
	Total	26.80 kg	26.80 kg

*Handwritten signature*

**CHAPTER-4: PHOTO EVIDENCE OF SOME GREEN PRACTICES DURING 2019-**

**20**



Observed World Earth Day 22<sup>nd</sup> April



Plantation Programme by NSS



Tree plantation programme by the new faculties



Waste disposal site of the college



Green Campus of Rangapara College

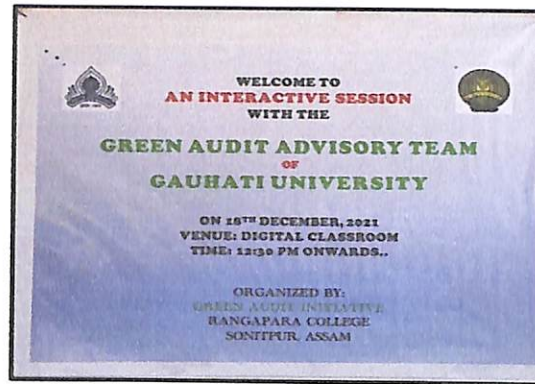



Pond constructed for preservation of water and fishes




Cleanliness drive by the students

**PHOTO EVIDENCE OF GREEN PRACTICES DURING 2020-21**

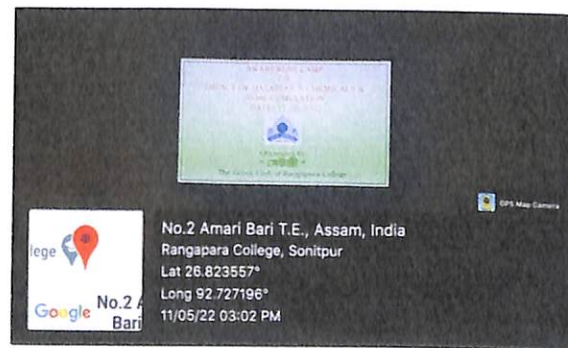



**Pic: Visit of Green Audit Advisory Team**

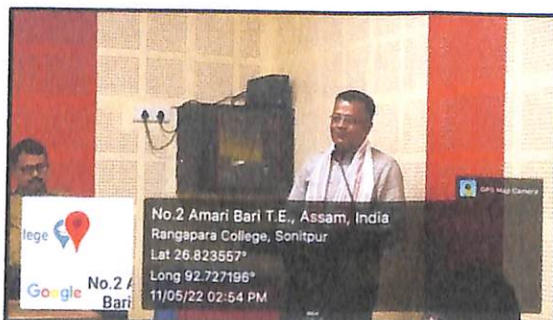


**Pic: Visit of Green Audit Team (2021)**

**Pic: Environment Day Celebration (2022)**



**Pic: Environment Day celebration (2022)**





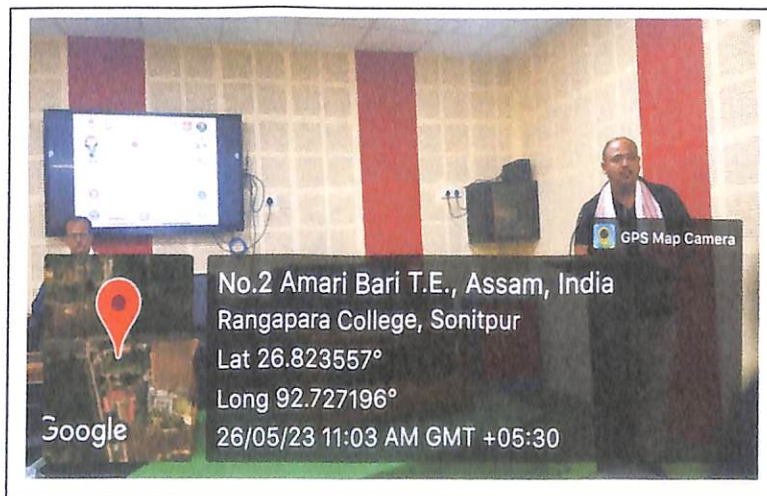
**Environment Day celebration (2023)**  
**Awareness Programme at Rangapara Town in association with Rangapara Town Committee**



**Amrit Brikshya Abhiyan (2023)**



**Environmental Awareness Programme in association with Nameri National Park**



A handwritten signature in blue ink, appearing to read 'Gangshu'.

## CHAPTER-5: CONCLUSION AND RECOMMENDATIONS

### 5.1 CONCLUSION

To perform the green audit, all the indicators were studied and information were collected and analysed following conclusion, recommendations and remedies by the experts. "Green Auditing" is the process of identifying and determining whether institutions' practices are eco-friendly and sustainable or not. This is the fifth attempt to conduct green audit in our college campus. After the process of green auditing, the audit team has given the following conclusion, recommendations and a management plan for sustainable management of the campus which can be adopted as a "Green Policy" of the college for future to keep the environment of the college eco-friendly.

The total area of Rangapara College is 10.7 hectares (106,744 sq.mt.) which is enough for 2000 enrolment.

During the audit the team has observed that the consumption of electricity is about 117.55kw unit/day in 2019-20 but which was increased to 176.2 kw unit/day in 2020-21 . The team noticed that power consuming fans,7 numbers of air condition, and electrical cooking devices are use in the college. The class rooms are well ventilated therefore, during the day time it is not necessary to use light in the classrooms. The team tried to develop the awareness among students to conserve energy by switching off the light and fans after the class.

As the air quality of the campus is of main concern, it was found to be fresh and clean. The concentration of particulates is lower than the WHO recommended level. The audit team noticed enormous number of lichens on plants. It indicates the campus as almost pollution free.

Noise pollution is regarded as a significant problem now-a-day. Noise pollution in educational environment disturbs during study session and it produces multi problems to the teaching learning process and negatively affects the performance of both students and teachers. To measure the noise level in an around the college campus, noise measuring app Noise Tube (version: 2.9.3) was used. With the help of Noise Tube app from 10 different points data has been collected in the college campus and analysed.

Solid waste management study is one of the important parameters to perform green audit. Every day a minimum amount of waste has been generated in the college campus and

these wastes is divided into two categories- biodegradable and non-biodegradable. Biodegradable waste mainly contains with vegetative waste materials. On the other hand, non-biodegradable waste includes plastic materials, polythene bags, thermocol plates etc.

After field verification the team have suggested some valuable recommendation for further improvement of solid waste management system in the college.

## 5.2 RECOMMENDATION in 2019-20

The green audit team has suggested the following points on various parameters related to the audit to develop a sustainable eco-friendly environment in the campus.

\* The committee has recommended to aware the students about saving water. They also suggested giving the responsibility of monitoring the overflows of water tank to a non-teaching staff in the concerned section.

\* The committee has suggested to save electricity by proper maintenance of the wiring and electrical equipment. The committee also suggested using the most energy efficient and environmentally light appliances such as energy saving LED bulbs, LED tubes etc.

\* The committee suggested installing the solar power to light up the roads, exterior site of the campus.

\* The committee suggested separating the biodegradable and non-biodegradable waste from gardens, lawns in the campus. They also suggested not to burn the waste materials inside these areas. By following the recommendation, biodegradable wastes were sent for composting and recycling or proper disposal.

\* Regarding E-waste, the team suggested not to sale the waste materials to the vendors but to store in a separate room for eco-friendly disposal.

\* To keep the air quality fresh and safe the team recommend plantation especially Neem (*Azadirachta indica*) trees in the campus.

\* The audit team has recommended periodic plantation and care to make the environment more green and fresh. At present there are about 386 numbers of trees in the campus with large varieties of shrubs and herbs.

\* As the College campus is very rich in the faunal diversity, so to maintain clean, green and peaceful environment; the team appeal everyone to avoid noise and keep the environment clam and quite.

#### RECOMMENDATION in 2020-21

- To organize an awareness programme for the students about hazardous pollutants that responsible for various pollution.
- To install a rainwater harvesting plant for the conservation of water as well as electricity.
- To start planting ecologically and economically important plant saplings.

### CHAPTER-6: ENVIRONMENT MANAGEMENT PLAN

After monitoring, visiting, making interaction studying the present situation of different areas of waste generation, energy consumption its' utilization, methods adopted for waste disposal and current green practices followed in college campus, we have prepared and recommended an Environmental Management Plan for Rangapara College campus. This plan will reveal the strengths, weaknesses and suggested remedies for green and clean campus.

#### 6.1 E-WASTE

Strength	Weakness	Suggestions
1. E-waste generation of this college is (low) of schedule III and it is generated 26.80 kg in this year, is appears to be in very less quality.	1. Institute have some e-waste like bulbs, circuit boards, computers, UPS etc. 2. The non-working computer spare parts and other non-working electrical equipment are dumped in different places is observed. 3. Buy back policy at the time of purchase is not in force. 4. Carbon emission is printer's carbon copy of bills, filling of cartridge inside the office and in different areas is observed.	1. Adopt a buy back policy at the time of purchase if available. 2. The cartridge of laser printers should be refilled outside the college campus or in closed room. 3. Conduct the awareness programmes regarding e-waste management. 4. All the e-waste generated per year with in campus will be stored separately and disposed of through authorized vendors.

## 6.2 SOLID WASTE

### 6.2.1 PLASTIC

Strengths	Weakness	Suggestion
1. Small amount of carry bags are collected.	1. At some places hard and carry bags, plastics is burned at campus. 2. Some time plastic are thrown in general waste.	1. Segregation of waste at the source. 2. All type plastic waste send for recycle. 3. Declare the college campus as "Plastic Free".

Green Audit Report, IQAC, Rangapara College

### 6.2.2 BIODEGRADABLE WASTE

Strengths	Weakness	Suggestion
1. Clean campus. 2. Classrooms are clean. 3. Total number of trees are 386. 4. Every year plantation done by students. 5. NSS students gave their devoted efforts for cleaning the college campus as well as classrooms. 6. Dustbins are placed in corridors at different places. 7. Periodically cutting and cleaning of gardens and lawns. 8. Composting is carried on campus site.	1. Biodegradable waste in campus and small paper waste is burned on site at different places. 2. All collected biodegradable waste is not composted properly. 3. Classroom waste (plastic piece, paper waste, soft plastic, carry bags etc.) is thrown at site and burned. 4. Garden waste, waste of big trees (pieces of wood, grass, leave etc.) and grass on the ground is burned near the plantation is seen.	1. Sufficient big waste bins are placed where essential (in classroom, near office etc.) and monitored periodically. 2. Do not throw waste food from canteen on site.

## 6.2.3 PAPER

Strengths	Weakness	Suggestion
<ol style="list-style-type: none"> <li>1. Very less amount of small papers is observed in classroom waste.</li> <li>2. For notice social media like whatapps are used frequently.</li> <li>3. All the teaching and non-teaching staff is techno-savvy using computers, laptops, mobiles etc.</li> <li>4. Use E banking on the time of admission.</li> </ol>	<ol style="list-style-type: none"> <li>1. Large amount of paper stationary was required for office work.</li> <li>2. Major printed stationer was required internal evaluation work, internal memos, notices internal assessments etc.</li> <li>3. Number of set of copies is required for official record.</li> <li>4. Major consumption of paper is observed at time of admission and examination.</li> <li>5. Paper waste from office and classroom is burned near the parking and near the office.</li> <li>6. At different places paper waste is burned.</li> </ol>	<ol style="list-style-type: none"> <li>1. Avoid use of carbon paper in bill section of office.</li> <li>2. For internal notice and memos use sms, intercom, mobile network and advanced techniques of ICT.</li> <li>3. Switch towards the paper office work.</li> <li>4. Send all type of the paper waste for recycle or for proper destroy.</li> </ol>

## 6.3 WATER UTILIZATION


Strengths	Weakness	Suggestion
<ol style="list-style-type: none"> <li>1. In campus very much availability of water, campus is self-sufficient in water.</li> <li>2. The R/O and UV water filtration is functioning and which supplies filter water for drinking purpose.</li> <li>3. Scope for rain water harvesting.</li> <li>4. Less number of leakages are observed while verification of data drills are conducted.</li> <li>5. Campus is self-sufficient in water for irrigating the lawn, gardens etc. by these two bores.</li> </ol>	<ol style="list-style-type: none"> <li>1. The major use of water is in administrative office and at exterior section.</li> <li>2. Leakages are less but observed at bathroom, toilets and exterior.</li> <li>3. For trees and gardens traditional watering is used.</li> <li>4. No proper attention toward rain water harvesting.</li> <li>5. Water in larger quantity is used.</li> </ol>	<ol style="list-style-type: none"> <li>1. Inspection of infrastructure and plumbing survey of water supply line is necessary.</li> <li>2. Install the water guard at overhead water tank or pressure valves / sensor valves to make control on overflow of tanks.</li> <li>3. Install roof top rain water harvesting.</li> </ol>

- E. Solid wastes are separated on the basis of their bio-degradable and non-biodegradable nature. Three concrete tanks were prepared to decompose the biodegradable solid wastes.
- F. As neem trees are the best examples to produce clean air, a number of neem saplings were planted in the campus following the recommendations of the experts.
- G. Following the suggestion of periodic plantation, two new areas were clean to plant the saplings of red sandal wood and teak wood.

Fig.: Signed MoU between Rangapar College and J.N. Associates for e-waste management.



**The Audit Team**

Sl. No.	Name	Signature
1.	Dr. Ranjan Kalita	
2.	Dr. Ranendra Mohan Deka	<i>Ranendra M. Deka</i>
3.	Sri Atul Sarmah	<i>Atul Sarmah</i>
4.	Ms. Joon Moni Haloi	<i>Joon moni Haloi</i>
5.	Dr. Gaurango Chakraborty	<i>Gaurango Chakraborty</i>
6.	Dr. Rakesh Moulick	<i>Rakesh Moulick</i>
7.	Dr. Gitartha Kaushik	<i>Gitartha Kaushik</i>
8.	Sri Subham Roy	<i>Subham Roy</i>
9.	Mrs. Hangma Boro	<i>Hangma Boro</i>
10.	Dr. Meghnad Nath	

*Ganesh*



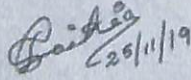
## Annexure 1: Analysis of water quality in 2019-2020

### Water Quality Report (Rangapara College)

Analysis Carried Out at Department of Chemistry, Darrang College

Date: 15-11-2019    Temp: 26.3 °C

Parameter/ WHO Permissible Level	Observed Value			Methodology
	Sample 1	Sample 2	Sample 3	
Colour	Clear	Clear	Light brown	
pH / 6.5-6.8	5.73	5.67	6.49	pH meter
Turbidity	0.37	0.39	0.59	Turbidity meter
Salinity	0.35 ppt	0.35 ppt	0.47 ppt	Salinity meter
Conductance/ 0.4 mS cm <sup>-1</sup>	0.59 mS cm <sup>-1</sup>	0.59 mS cm <sup>-1</sup>	0.68 mS cm <sup>-1</sup>	Conductivity meter
As	-	-	-	-
Fe /0.30 ppm	0.48 ppm	0.47 ppm	0.59 ppm	Spectroscopy
Na/200 ppm	194 ppm	195 ppm	176 ppm	Flame photometer
K/ 12 ppm	6.74 ppm	6.52 ppm	5.98 ppm	Flame photometer
Mg/ 30 ppm	23.35 ppm	23.87 ppm	21.06 ppm	Titrimetric
Ca/ 75 ppm	65.76 ppm	64.09 ppm	74.98 ppm	Titrimetric
F / 1.5 ppm	BDL	BDL	BDL	Ion meter
Cl / 250 ppm	132.22 ppm	130.89 ppm	156.07 ppm	Titrimetric
NO <sub>3</sub> / 50 ppm	26.08 ppm	27.76 ppm	52.13 ppm	Titrimetric
SO <sub>4</sub> / 250 ppm	198.34 ppm	176.23 ppm	202.82 ppm	Titrimetric
PO <sub>4</sub> <sup>3-</sup> / 5 ppm	BDL	BDL	BDL	Spectroscopy

  
 25/11/19  
 Dr Palashmoni Saikia  
 Associate Prof.  
 Department of Chemistry  
 Darrang College

  
 (Dr. Ranjan Kalita)  
 Principal  
 Rangapara College



## Annexure 2: Analysis of water quality in 2020-2021

Website: www.neriwalm.gov.in  
E-mail: dir-neriwalm@gov.in  
director.neriwalm@gmail.com  
Ph No.(03712)291069



दोलाबारी, कालियाभोमोरा  
Dolabari, P.O. Kaliabhomora  
तेजपुर-784027, असम (भारत)  
Tezpur-784027, Assam (India)

पूर्वोत्तर क्षेत्रीय जल और भूमि प्रबंधन संस्थान  
NORTH EASTERN REGIONAL INSTITUTE OF WATER AND LAND MANAGEMENT  
(जल संसाधन, नदी विकास और गंगा कायाकल्प विभाग, जल शक्ति मंत्रालय, भारत सरकार के अधीन एक संस्थान)  
(An Institute under the Department of Water Resources, River Development and Ganga Rejuvenation,  
Ministry of Jal Shakti, Govt. of India)

No. NRW/SWTL/45/2021-22/

1275.

Date: 07.06.2022

To

The Principal  
Rangapara College  
Rangapara  
Dist. Sonitpur  
Pin. 784505  
Sub: Analysis result.  
Ref.: Letter no. RC/UN-18/NAAC-155/2022/124 dated 02.03.2022

Sir,

Inviting reference to the subject cited above, the analysis result of 3 water samples for 19 parameters has been detailed as followed for your perusal.

Sl No.	Parameters	Sample 1	Sample 2	Sample 3
1	pH	6.69	6.66	6.81
2	Conductivity (µS/cm)	332	279	497
3	Salinity (ppt)	0.20	0.47	0.40
4	TDS (mg/l)	212.48	178.56	318.08
5	Turbidity (NTU)	194	128	52
6	BOD (mg/l)	15	7	9
7	Fe (mg/l)	2.1634	0.6698	0.27
8	Na (mg/l)	2.27	3.82	5.99
9	K (mg/l)	2.96	1.91	1.42
10	Mg (mg/l)	3.62	1.361	2.02
11	Ca (mg/l)	6.63	4.13	7.22
12	F <sup>-</sup> (mg/l)	0.191	0.0688	0.139
13	Cl <sup>-</sup> (mg/l)	0.00399	0.009996	0.004998
14	NO <sub>3</sub> <sup>-</sup> (mg/l)	3.06	2.47	4.76
15	SO <sub>4</sub> <sup>2-</sup> (mg/l)	6.888	33.292	1.6646
16	PO <sub>4</sub> <sup>3-</sup> (mg/l)	7.391	7.03	6.935
17	Pb (mg/l)	0.245	0.242	0.2235
18	Cd (mg/l)	BDL	BDL	BDL
19	Ni (mg/l)	BDL	BDL	BDL

Note: Samples were collected by Rangapara College.

BDL: below Detection Limit.

Ritu Thakur)

Assistant professor ( Agri.) & O.C. SWT lab.

Copy to:

1. File No. NRW/SWTL/45/2021-22.

रितु ठाकुर / Ritu Thakur  
सहायक प्राध्यापक (कृषि)/Assistant Professor (Agri.)  
पूर्वोत्तर क्षेत्रीय जल तथा भूमि प्रबंधन संस्थान, तेजपुर  
North Eastern Regional Institute of Water and  
Land Management, Tezpur

(Dr. Ranjan Kalita)  
Principal  
Rangapara College

Annexure 3: Certificate for energy management system:



# Certificate

This is to Certify that

## RANGAPARA COLLEGE

Balipara-Rangapara Road, Amaribari, P.O. Rangapara,  
Dist. Sonitpur, Assam - 784505, India

has been found in Compliance with requirements of  
**Energy Management Systems**

# ISO 50001:2011

for the following scope:

**Post Graguation Course in Hindi, Under Graduate Courses in Bachelor of Arts (B.A), Bachelor of Science (B.Sc) & Bachelor of Commerce (B.com) (Honours and Regular), Diploma Course in Computer Application, Certificate Course in Kaya Yoga & Naturopathy, Certificate Course in Vermi Technology, Certificate Course in Spoken English, Certificate Course Course in Spoken Bodo**

Certificate No. : XXX/XXXXX/XXXX

Original Certificate Date: XX - XX - XXXX

Issue Date : XX - XX - XXXX

Expiry Date : XX - XX - XXXX

To check this certificate status visit:  
"<http://uasl.uk.com/certifiedorganization.html>"

Authorised Signature

**Quality Control Certification**

UK Office: 1929, Chynoweth House,  
Trevissome Park, Truro-TR48UN, Cornwall, UK

India Office: 2nd Floor, Aman Market,  
Narela Mandi, Delhi - 110 040, India



\*Quality Control Certification (QCC) accredited by 'UASL, England, UK' This certificate remains the property of 'QCC' to whom it must be returned on request.

  
(Dr. Ranjan Kalita)  
Principal  
Rangapara College



Annexure 4: Certificate for environmental management system:



# Certificate

This is to Certify that

**RANGAPARA COLLEGE**

Balipara-Rangapara Road, Amaribari, P.O. Rangapara,  
Dist. Sonitpur, Assam - 784505, India

has been found in Compliance with requirements of  
**Environmental Management System**

## ISO 14001:2015

for the following scope:

Post Graguation Course in Hindi, Under Graduate Courses in Bachelor of Arts (B.A), Bachelor of Science (B.Sc) & Bachelor of Commerce (B.com) (Honours and Regular), Diploma Course in Computer Application, Certificate Course in Kaya Yoga & Naturopathy, Certificate Course in Vermi Technology, Certificate Course in Spoken English, Certificate Course Course in Spoken Bodo

Certificate No. : XXX/XXXXX/XXXX  
Original Certificate Date : XX - XX - XXXX  
Issue Date : XX - XX - XXXX  
Expiry Date : XX - XX - XXXX


To check this certificate status visit:  
"<http://uasl.uk.com/certifiedorganization.html>"

Authorised Signature

**Quality Control Certification**

UK Office: 1929 Chynoweth House,  
Trevissome Park, Truro TR48UN, Cornwall, UK










India Office: 2nd Floor, Anani Market,  
Narela Mandi, Delhi - 110 040, India



'Quality Control Certification (QCC)' accredited by 'UASL, England, UK' This certificate remains the property of 'QCC' to whom it must be returned on request.

*W*

*Gausshik*

No.	Name	Signature
	Dr. Ranjan Kalita	
	Sri Atul Sarmah	
	Sri Prasanta Boro	
	Ms. Joon Moni Haloi	
	Dr. Gitartha Kaushik	
	Dr. Aswini Kumar Deka	
	Sri Subham Roy	
	Mrs. Hangma Boro	
	Dr. Beauti Das	

(Dr. Ranjan Kalita)  
Principal  
Rangpara College

